

Scaled data based on original data using
LM-79-08 Approved Method: Electrical and Photometric Measurements of Solid-
State Lighting Products

Test Report Prepared for
Cooper Lighting Solutions
(formerly Eaton)

Brand: INVUE

Report Number: P401626

Luminaire Tested: **ENT-SA1E-727-U-T4FT**

Issue Date: 5/20/2020

Test Information

Test Method: LM-79-08
Report Number: P401626
TEST IS SCALED FROM IESNA LM-79-08 TEST DATA (G1-2004-754-15)
Test Lab: INNOVATION CENTER
Issue Date: 5/20/2020
Manufacturer: COOPER LIGHTING SOLUTIONS (FORMERLY EATON)
Product Line: INVUE
Catalog Number: ENT-SA1E-727-U-T4FT
Description: ENTRI LED LUMINAIRE
(1) 70 CRI, 2700K, 1050mA LIGHTSQUARE WITH 16 LEDS AND TYPE IV FORWARD THROW OPTICS
Light Source: -
Ballast/Driver: ELECTRONIC DRIVER

Summary

Lumens per Lamp: N/A
Luminaire Lumens: 5633 lumens
Efficiency: N/A
Efficacy: 98.5 lumens/watt
Luminous Opening: Rectangular (W 0.5' x L: 0.5' x H: 0')
IES Classification: Type IV - Short - Non-Cutoff
BUG Rating: B1 - U0 - G2

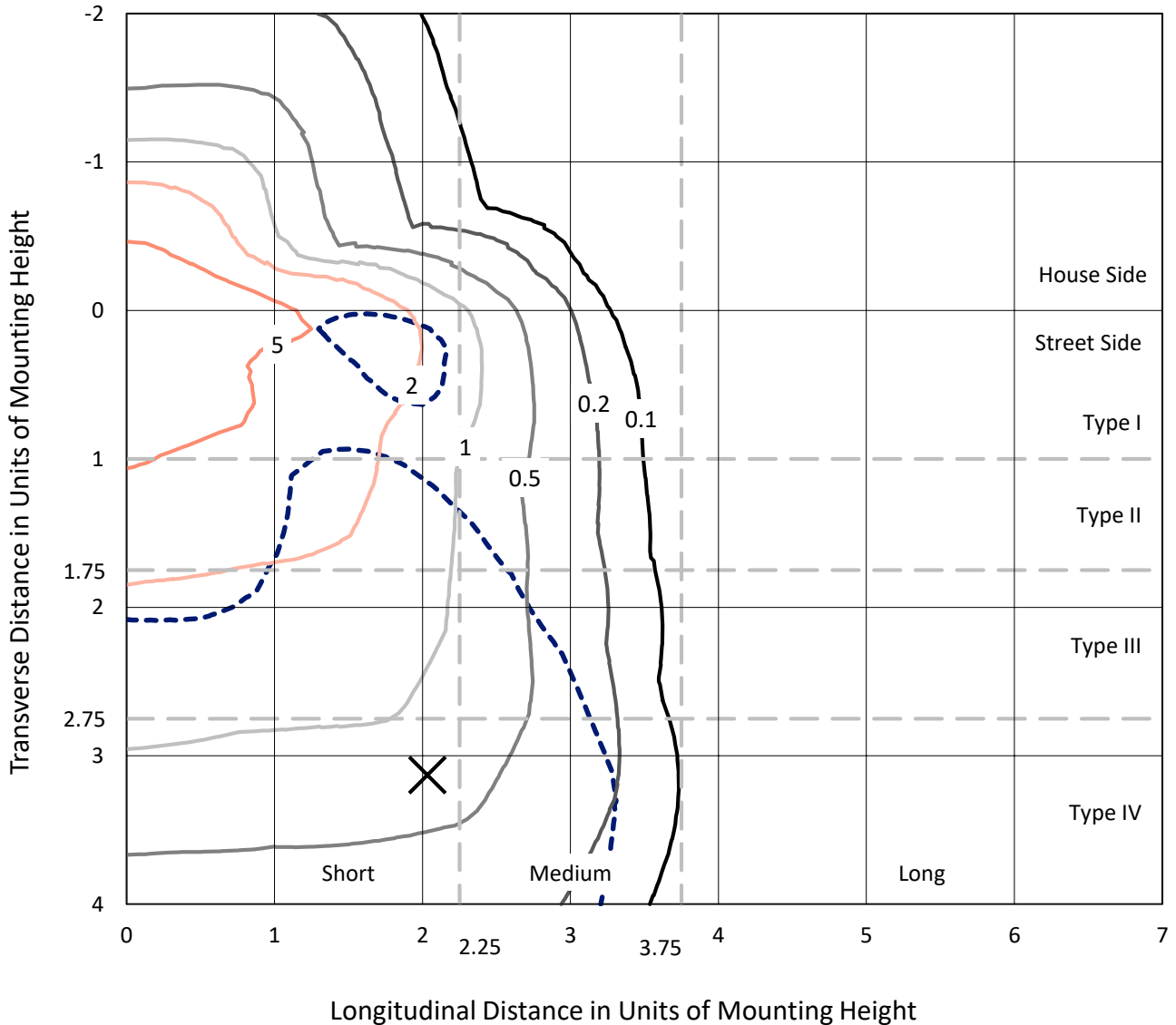
Input Watts (W): 57.2
Input Voltage (V): NR
Input Current (Ain): NR
Voltage Rise (V): NR
Power Factor: NR
Total Harmonic Distortion (THDi): NR
Frequency (hertz): 60
Stabilization Time: NR
Operation Time: NR
Ambient Temperature (°C): NR
Test Distance: 25 FT



REPORT NUMBER: P401626
 CATALOG NUMBER: ENT-SA1E-727-U-T4FT

Iso-Footcandle Lines of Horizontal Illumination

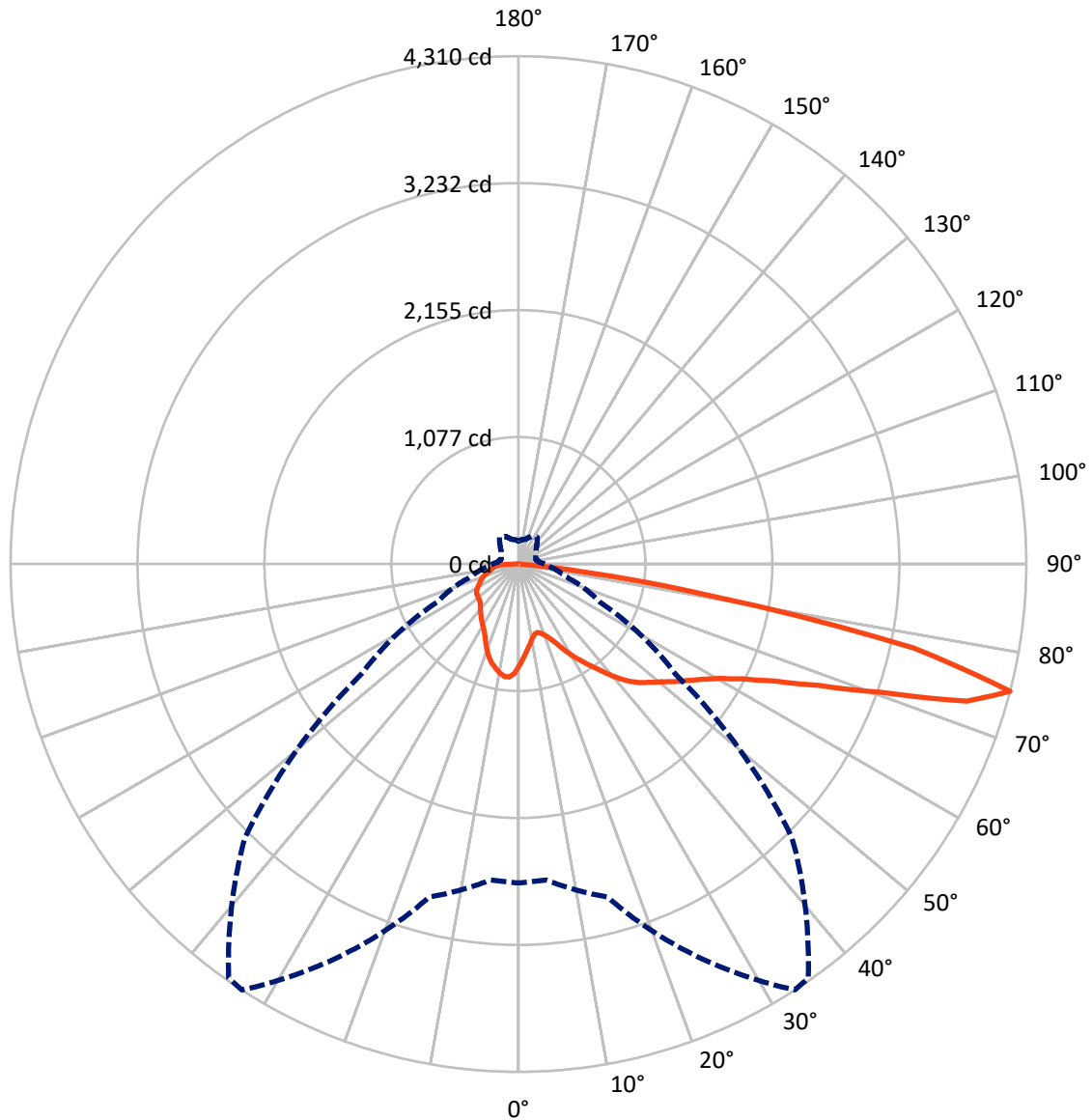
× Max cd
 - - - 1/2 Max cd



Based on 10 foot mounting height. Maximum calculated value = 9.2 fc
 Type IV - Short - Non-Cutoff

REPORT NUMBER: P401626
CATALOG NUMBER: ENT-SA1E-727-U-T4FT

Luminous Intensity Polar Plot



— Vertical Plane Through 33-Deg Lateral - - - Horizontal Cone Through 75-Deg Vertical

REPORT NUMBER: P401626

CATALOG NUMBER: ENT-SA1E-727-U-T4FT

FLUX DISTRIBUTION:

		Downward	Upward	Total
House Side	Lumens	1368.4	0.0	1368.4
	% Fixture	24.3	0.0	24.3
Street Side	Lumens	4264.6	0.0	4264.6
	% Fixture	75.7	0.0	75.7
Total	Lumens	5633.0	0.0	5633.0
	% Fixture	100.0	0.0	100.0

Coefficient of Utilization

ZONAL LUMENS:

Zone	Lumens	% Fixture
0°-10°	80.6	1.4
10°-20°	226.8	4.0
20°-30°	377.1	6.7
30°-40°	562.6	10.0
40°-50°	785.9	14.0
50°-60°	1049.0	18.6
60°-70°	1300.7	23.1
70°-80°	1124.6	20.0
80°-90°	125.7	2.2
90°-100°	0.0	0.0
100°-110°	0.0	0.0
110°-120°	0.0	0.0
120°-130°	0.0	0.0
130°-140°	0.0	0.0
140°-150°	0.0	0.0
150°-160°	0.0	0.0
160°-170°	0.0	0.0
170°-180°	0.0	0.0
0°-90°	5633.0	100.0
0°-180°	5633.0	100.0



REPORT NUMBER: P401626

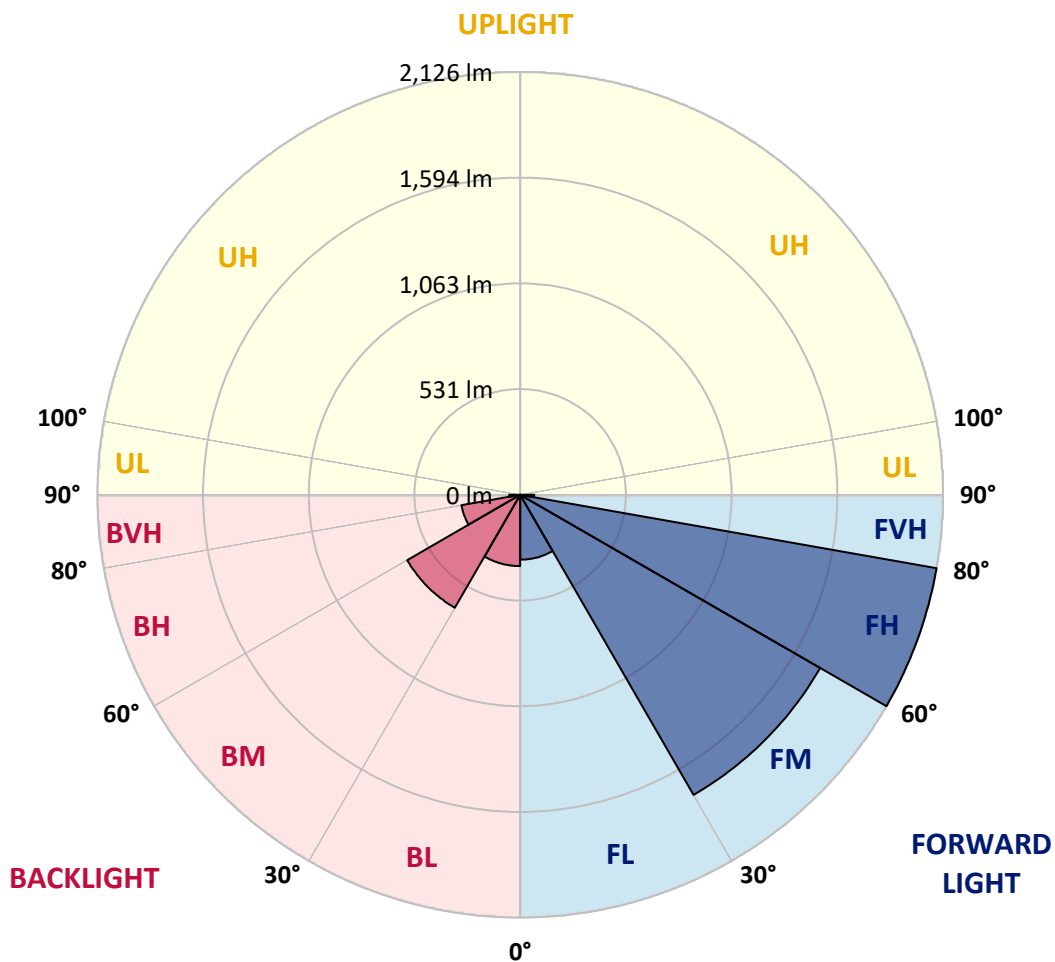
CATALOG NUMBER: ENT-SA1E-727-U-T4FT

LUMINAIRE CLASSIFICATION SYSTEM LUMEN TABLE AND BUG RATING:

Zone		Lumens	% Fixture	Zone Rating/Lumen Limit		
				B	U	G
FL	(0°-30°)	326.1	5.8			
FM	(30°-60°)	1741.8	30.9			
FH	(60°-80°)	2125.7	37.7			G2/5000
FVH	(80°-90°)	71.0	1.3			G1/100
BL	(0°-30°)	358.4	6.4	B1/500		
BM	(30°-60°)	655.7	11.6	B1/1000		
BH	(60°-80°)	299.6	5.3	B1/500		G1/500
BVH	(80°-90°)	54.7	1.0			G1/100
UL	(90°-100°)	0.0	0.0		U0/0	
UH	(100°-180°)	0.0	0.0		U0/0	

BUG Rating: B1-U0-G2

Type IV Short





REPORT NUMBER: P401626

CATALOG NUMBER: ENT-SA1E-727-U-T4FT

CANDELA DISTRIBUTION (FULL):

	0°	5°	15°	25°	33°	35°	45°	55°	65°	75°	85°
0°	863.1	863.1	863.1	863.1	863.1	863.1	863.1	863.1	863.1	863.1	863.1
2.5°	782.9	784.5	789.5	795.4	798.7	798.7	807.9	818.8	832.2	843.9	856.5
5°	717.6	720.1	724.3	731.8	741.0	742.7	761.1	780.3	804.6	830.5	855.6
7.5°	653.2	658.2	666.6	676.6	690.9	694.2	720.1	746.1	779.5	818.8	859.8
10°	603.9	607.2	611.4	625.6	643.2	649.0	683.3	715.9	761.9	810.5	864.8
12.5°	590.5	590.5	590.5	597.2	611.4	616.4	652.4	694.2	746.1	804.6	872.3
15°	609.7	608.9	599.7	594.7	603.0	607.2	638.2	679.1	737.7	806.3	886.6
17.5°	653.2	650.7	629.0	612.2	618.1	620.6	640.7	675.8	735.2	813.0	907.5
20°	710.1	704.2	670.8	645.7	644.8	646.5	661.6	685.8	739.4	824.7	930.1
22.5°	785.4	782.0	732.7	694.2	687.5	687.5	694.2	709.3	750.2	838.1	961.0
25°	882.4	873.2	813.8	761.9	746.9	742.7	741.9	741.9	769.5	858.1	999.5
27.5°	981.9	971.0	910.8	840.6	820.5	813.0	799.6	789.5	794.6	879.9	1045.5
30°	1071.4	1056.3	1005.3	932.6	902.5	890.7	866.5	845.6	832.2	910.0	1106.5
32.5°	1120.7	1114.9	1079.8	1013.7	979.4	974.4	934.2	906.6	883.2	949.3	1188.5
35°	1186.8	1179.3	1156.7	1102.3	1061.4	1048.8	1018.7	986.1	948.5	1002.0	1292.2
37.5°	1247.9	1243.7	1235.3	1197.7	1154.2	1141.7	1114.1	1079.8	1028.7	1079.8	1408.5
40°	1309.8	1304.8	1301.4	1288.0	1257.1	1248.7	1235.3	1195.2	1126.6	1165.1	1523.0
42.5°	1400.1	1389.2	1354.1	1353.3	1355.8	1362.5	1363.3	1319.0	1233.7	1271.3	1623.4
45°	1518.0	1487.9	1409.3	1406.8	1436.1	1453.6	1496.3	1458.6	1344.9	1380.0	1735.5
47.5°	1578.2	1547.3	1466.2	1461.2	1499.6	1525.6	1630.9	1594.1	1460.3	1502.1	1851.7
50°	1607.5	1587.4	1516.4	1532.2	1571.6	1596.6	1758.9	1729.6	1579.9	1634.3	1998.1
52.5°	1648.5	1615.1	1564.9	1598.3	1656.9	1682.8	1873.5	1868.5	1681.1	1778.1	2158.7
55°	1634.3	1616.7	1625.9	1671.1	1744.7	1783.2	1988.9	1988.9	1784.0	1932.0	2317.6
57.5°	1646.0	1634.3	1710.4	1750.5	1843.4	1898.6	2127.8	2091.0	1871.0	2060.8	2424.7
60°	1745.5	1712.1	1771.5	1850.9	1970.5	2024.0	2286.7	2198.0	1942.1	2172.1	2443.9
62.5°	1921.2	1894.4	1900.3	1991.4	2146.2	2208.0	2443.9	2292.5	1989.7	2218.9	2372.0
65°	2212.2	2199.7	2127.8	2183.0	2396.2	2452.3	2640.5	2374.5	1976.4	2183.8	2182.1
67.5°	2603.7	2553.5	2456.4	2505.8	2751.7	2808.6	2877.1	2405.4	1889.4	1973.9	1753.9
70°	2928.2	2886.3	2842.0	2971.7	3254.4	3285.3	3123.9	2376.2	1677.8	1544.8	1176.0
72.5°	3134.8	3104.6	3145.6	3527.0	3979.5	3921.0	3367.3	2171.2	1308.9	945.9	588.0
75°	2705.7	2691.5	2925.7	3699.3	4309.9	4288.1	3282.8	1625.1	759.4	416.5	267.6
77.5°	1360.8	1515.5	1762.3	2624.6	3429.2	3433.3	2392.0	781.2	319.5	233.4	184.0
80°	383.1	388.1	588.0	1082.3	1712.1	1824.1	905.0	265.1	182.3	174.0	137.2
82.5°	91.2	84.5	150.5	320.3	574.6	598.0	271.8	95.3	102.0	108.7	84.5
85°	0.8	0.8	0.8	0.8	0.8	1.7	10.0	10.0	24.3	30.9	24.3
87.5°	0.0	0.0	0.0	0.8	0.8	0.8	0.0	0.0	0.0	0.0	0.0
90°	0.0	0.0	0.0	0.0	0.0	0.0	0.0	0.0	0.0	0.0	0.0



REPORT NUMBER: P401626

CATALOG NUMBER: ENT-SA1E-727-U-T4FT

CANDELA DISTRIBUTION (continued):

	90°	95°	105°	115°	125°	135°	145°	155°	165°	175°	180°
0°	863.1	863.1	863.1	863.1	863.1	863.1	863.1	863.1	863.1	863.1	863.1
2.5°	862.3	870.7	884.1	895.8	905.8	913.3	925.0	926.7	930.1	931.7	933.4
5°	869.8	885.7	910.8	932.6	947.6	951.8	961.8	961.0	961.8	961.8	961.0
7.5°	879.9	901.6	936.7	961.0	969.4	966.9	964.3	955.1	947.6	944.3	940.1
10°	892.4	917.5	958.5	976.1	971.9	958.5	942.6	925.9	912.5	905.8	904.1
12.5°	905.0	937.6	976.1	981.1	964.3	940.1	913.3	894.9	877.4	868.2	868.2
15°	925.9	961.8	990.3	980.2	950.1	919.2	882.4	857.3	837.2	824.7	823.8
17.5°	951.0	989.4	1005.3	976.1	932.6	889.1	844.7	812.1	786.2	773.7	766.1
20°	981.9	1017.9	1012.9	962.7	906.6	853.1	797.9	758.6	731.8	718.5	715.9
22.5°	1017.0	1047.1	1015.4	940.9	871.5	802.9	742.7	703.4	685.8	675.8	676.6
25°	1059.7	1083.1	1016.2	915.0	821.3	736.9	684.2	665.8	663.2	659.1	660.7
27.5°	1113.2	1120.7	1012.9	879.9	756.9	667.4	636.5	644.0	650.7	648.2	649.9
30°	1176.8	1165.9	1005.3	828.9	677.5	603.9	605.5	622.3	631.5	629.0	629.8
32.5°	1251.2	1211.1	991.1	767.0	602.2	565.4	578.8	595.5	604.7	604.7	605.5
35°	1334.9	1265.4	963.5	686.7	549.5	542.0	553.7	567.1	572.9	569.6	572.1
37.5°	1422.7	1312.3	919.2	597.2	510.2	523.6	530.3	533.6	532.8	527.8	525.2
40°	1504.6	1349.1	839.7	508.5	477.6	504.3	507.7	498.5	487.6	478.4	472.6
42.5°	1567.4	1368.3	729.3	444.1	446.6	482.6	485.1	466.7	445.8	431.6	428.2
45°	1631.8	1375.0	619.8	392.3	413.2	460.8	467.5	442.4	414.0	397.3	394.8
47.5°	1705.4	1391.7	511.9	356.3	384.7	445.8	456.7	425.7	393.9	368.8	364.7
50°	1804.1	1423.5	430.7	328.7	364.7	438.3	453.3	412.3	372.2	344.6	341.2
52.5°	1929.5	1470.4	355.5	307.0	348.8	426.6	448.3	399.0	356.3	322.8	317.8
55°	2037.4	1487.9	307.0	288.6	332.0	412.3	444.1	393.9	338.7	301.1	295.2
57.5°	2086.8	1437.7	272.7	270.2	314.5	394.8	435.8	377.2	319.5	290.2	285.2
60°	2064.2	1313.1	246.7	253.4	294.4	372.2	414.0	360.5	306.1	281.9	276.8
62.5°	1963.8	1169.3	227.5	237.5	271.8	343.8	388.9	345.4	294.4	272.7	266.0
65°	1787.3	1011.2	213.3	223.3	251.8	316.2	368.8	327.9	281.0	259.3	253.4
67.5°	1458.6	804.6	198.2	209.1	235.0	293.6	350.4	313.6	266.0	251.8	246.7
70°	965.2	541.1	184.0	194.9	218.3	271.8	331.2	298.6	251.8	242.6	235.9
72.5°	443.3	291.1	168.9	179.8	199.1	247.6	307.0	276.0	232.5	226.7	216.6
75°	219.1	179.0	150.5	160.6	175.6	218.3	278.5	256.8	214.9	204.9	193.2
77.5°	159.7	133.8	129.6	139.7	152.2	193.2	248.4	236.7	197.4	183.2	176.5
80°	118.8	103.7	108.7	118.8	130.5	174.8	232.5	221.6	182.3	168.1	163.1
82.5°	72.8	69.4	83.6	95.3	109.6	160.6	221.6	202.4	163.9	150.5	144.7
85°	20.9	25.1	42.7	61.9	77.8	129.6	206.6	177.3	138.0	115.4	111.2
87.5°	0.0	2.5	13.4	28.4	46.0	86.1	158.9	138.8	105.4	85.3	82.0
90°	0.0	0.0	0.0	0.0	0.0	0.0	0.0	0.0	0.0	0.0	0.0

(END OF REPORT)